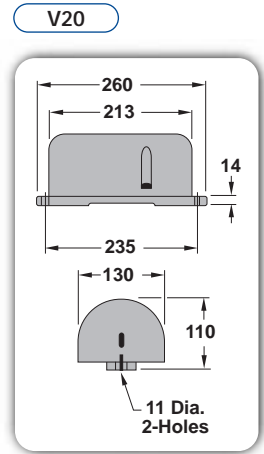
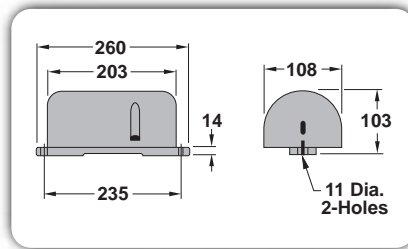


APPLICATION TABLE

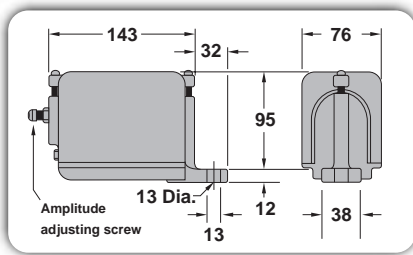
Vibrator	Wall Thickness mm	Approx Capacity in Tapered Portion of Bin
V180	10	1 per 45 tonne
V181	8	1 per 27 tonne
V85	8	1 per 18 tonne
V86	6	1 per 4.5 tonne
V50	6	1 per 4.5 tonne
V51	3.25	0.8m ³
V41	3.25	0.6m ³
V20	1.5	0.3m ³
V9	0.9	0.08m ³
V4	0.8	0.03m ³
V2	0.65	0.03m ³



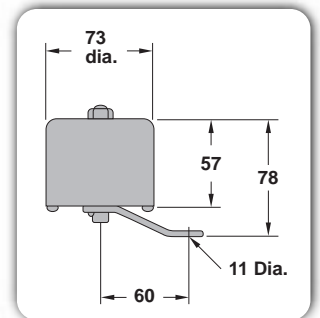
V9



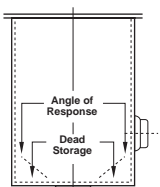
V4



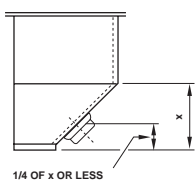
V2



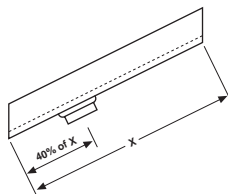
Installation Data



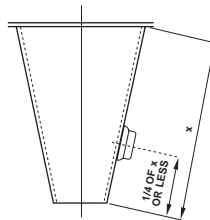
RECTANGULAR & CYLINDRICAL BINS WITH FLAT BOTTOM CENTRE DISCHARGE



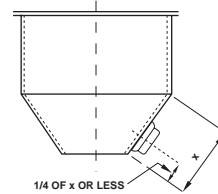
HOPPERS WITH VERTICAL SIDES



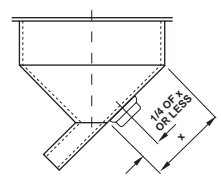
INCLINED CHUTE



CONICAL & RECTANGULAR HOPPERS



RECTANGULAR BINS WITH DISCHARGE



HOPPERS WITH SLOPING DISCHARGE